

DIRECT VENT - GAS STOVES

The Oxford direct vent gas stove combines the beauty and durability of wood burning stoves with the flexible installation and convenience of gas. The solid cast iron construction features a radiant ceramic burner system with a large glass viewing area for maximum viewing pleasure. The Dutchwest Oxford will add new warmth to any room in your home.

Efficient Warmth

DutchWest direct vent gas stoves burn with up to 81% efficiency! The Insta-Flame radiant ceramic burner system provides vibrant flames and a glowing ember bed.

Maximum Viewing Area

The large glass doors are designed with a clean face for an unobstructed, clear view of the dancing flames. And, an optional heat activated fan kit augments the superior radiant heating ability of cast iron construction to deliver heat throughout your home.

Safety First

Because our stoves were designed to deliver maximum BTUs to provide the best heating solutions for your home, the units will become hot to the touch. Consequently, all Vermont Castings direct vent stoves come standard with a certified safety barrier. The screen barrier, custom made to fit each direct vent model, affixes to your stove and has been approved by a third party testing agency to conform to specific standards designed to prevent injury from hot glass.



Additional Features:

- Classic Black finish
- Up to 28,000 BTUs of heat
- Field convertible from natural to liquid propane gas using the conversion kit included
- Ceramic glass front
- Realistic split oak ceramic fiber log set
- Remote or thermostat capable
- Discreet access door conceals control panel
- Can be installed on rigid wood flooring with only 4" side, rear, and corner clearance required

Optional Accessories:

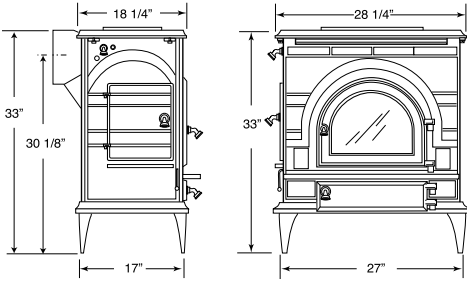
- FK26 Variable Speed, Heat-Activated Fan Kit
- On/off and thermostatic remotes available from Ambient Technologies for the ultimate control of the Oxford gas stove.

CLASSIC GOOD LOOKS. REMARKABLE PERFORMANCE. PURE AND SIMPLE.

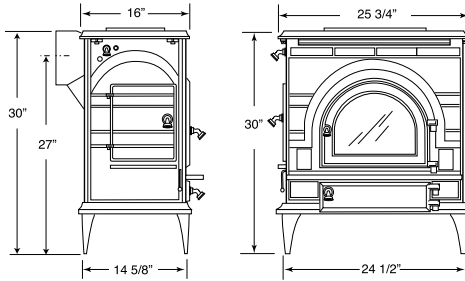
CATALYTIC STOVE SPECIFICATIONS

Size/Model No.	Extra-Large (2462)	Large (2461)	Small (2460)
Max BTUs per Hour	55,000	40,000	35,000
Efficiency Rating	74.3%	75.9%	69.7%
EPA Emissions Rating*	1.3 grams/hr	1.4 grams/hr	1.1 grams/hr
Heating Capacity	1,200-2,400 sq. ft.	800-1,600 sq. ft.	700 – 1,400 sq. ft.
Log Size	25"	22"	19"
Burn Time	Up to 12 hrs.	Up to 10 hrs.	Up to 8 hrs.
Flue Collar Size	8" oval, reversible	6" round, reversible	6" round, reversible
Bottom Heat Shield	Yes	Yes	Yes

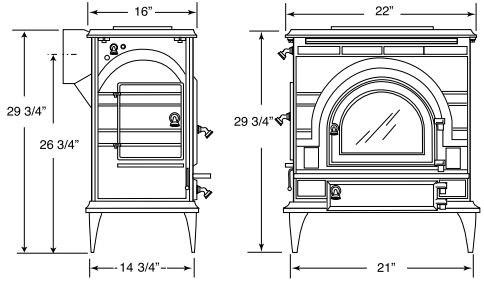
Catalytic Extra Large 2462



Catalytic Large 2461



Catalytic Small 2460

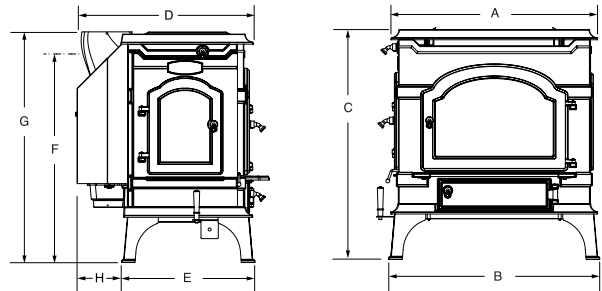


NON-CATALYTIC STOVE SPECIFICATIONS

Size/Model No.	Large (2479)	Medium (2478)	Small (2477)
Max BTUs per Hour	55,000	40,000	35,000
Efficiency Rating	63%**	63%**	63%**
EPA Emissions Rating*	1.31 grams/hr	1.49 grams/hr	1.41 grams/hr
Heating Capacity	1,000-2,400 sq. ft.	800-1,600 sq. ft.	700-1,400 sq. ft.
Log Size	22-24"	20-22"	19"
Burn Time	Up to 14 hrs.	Up to 10 hrs.	Up to 8 hrs.
Flue Collar Size	6"	6"	6"
Bottom Heat Shield	Yes	Yes	Yes

* Under specific conditions used during EPA emissions testing
 ** Efficiency rating for these models is the EPA default figure

Non-Catalytic



Model No.	Large (2479)	Medium (2478)	Small (2477)
A	29 1/4" (743 mm)	26 3/4" (683 mm)	24" (610 mm)
B	29 3/4" (756 mm)	27 1/4" (695 mm)	24 1/2" (622 mm)
C	32 1/2" (826 mm)	29 3/4" (756 mm)	29 3/4" (756 mm)
D	24 1/2" (622 mm)	23" (584 mm)	23" (584 mm)
E	19" (483 mm)	17 1/4" (445 mm)	17 1/2" (445 mm)
F	30 1/4" (768 mm)	27 1/4" (692 mm)	27" (686 mm)
CENTER OF FLUE COLLAR, REAR EXIT			
G	34" (864 mm)	30 1/2" (775 mm)	30 1/2" (775 mm)
H	5 3/4" (146 mm)	5 3/4" (146 mm)	5 3/4" (146 mm)

DIRECT VENT- CAST STOVE SPECIFICATIONS

Model No.	OXDV
Dimensions	24 1/2"W x 28 3/8"H x 17"D
Max BTUs per Hour	28,000
Thermal Efficiency	81%
Canadian P4 Efficiency	63%
Heating Capacity	1,200 sq. ft.



A brand of Vermont Castings Group
 149 Cleveland Drive, Paris, Kentucky 40361



To avoid personal injury or property damage, the product described by this brochure must be installed, operated and maintained in strict compliance with the instructions packaged with the product and all applicable building or fire codes. Contact local building or fire officials about restrictions and installation inspection requirements. All photographs and drawings on this brochure are for illustrative purposes only and are not intended for, nor should they be used as a substitute for, the instructions packaged with the unit. Appearance and specifications of the product are subject to change without notice.
 ©2015 Vermont Castings Group. DW1011 Ver2

Your Dealer



505.983.5264

The Firebird
 1808 Espinacitas Street
 Santa Fe, NM 87505

thefirebird.com