



505.983.5264
1808 Espinacitas Street

thefirebird.com

Mon-Fri 9:00am - 5:30pm

Sat 9:00am - 5:00pm



Quick Guide

Tubing <> Fittings

D R I P T U B I N G							<i>CTL - Cut-To-Length</i>
Type/Size	CTL	Rolls	Max Run *	Flow	Max Pres.	Part #	
1/2" Poly Blue Stripe	yes	100' 500'	500'	300 gph - 5 gpm	60 psi	DTEHD1554	
3/4" Poly Blue Stripe	yes	500'	750'	540 gph - 9 gpm	60 psi	DTEHD2057	
3/4" Poly Drip Tubing	no	100'	750'	540 gph - 9 gpm	60 psi	DT927	
1" Poly Blue Stripe	no	660'	1,000'	840 gph - 14 gpm	60 psi	DTEHD2667-066	
1/4" tubing	yes	100' 1,000'	25'	18 gph	30 psi	DT1/4	
1/8" tubing	yes	100'	10'		30 psi	DT1/8	
Netafim 1/2" Tubing - Dark Brown <i>has pressure compensating emitters & check valves</i>							
blank	no	100'	500'	300 gph	45 psi	DTTLCV001	
.6 gph - 12"/18" spacing	no	100' 250'	400'	60/45 gph/100'	45 psi	DTTLCV6-1x0xx	
.9 gph - 12"/18" spacing	no	100' 250'	300'	90/68 gph/100'	45 psi	DTTLCV9-1x0xx	
Netafim 1/2" Tubing - Light Brown <i>has pressure compensating emitters</i>							
blank	no	100'	500'	300 gph	45 psi	DTTDL00-100	
.6 gph - 12"/18" spacing	no	100' 250'	400'	60/45 gph/100'	45 psi	DTTDL6-1x-xxx	
.9 gph - 12"/18" spacing	no	100' 250'	300'	90/68 gph/100'	45 psi	DTTDL9-1x-xxx	
Mini Pepline 1/4" Tubing - Black <i>with integral 1/2 gph emitters</i>							
6" spacing	yes	100' 2,500'	15'	1 gph per ft	20-30 psi	DTPM0406	
12" spacing	yes	100' 2,500'	30'	1/2 gph per ft	20-30 psi	DTPM0412	

HIGH PRESSURE POLY (125psi) - SPRINKLER TUBING				
Type/Size	Rolls	Flow	Psi loss/100'	Part #
3/4" Poly	100' 400'	8 gpm	5.8	DTSIDR-15-.75
1" Poly	100' 300'	12 gpm	3.8	DTSIDR-15-1
1.25" Poly	100'	22 gpm	3.1	DTSIDR-15-1.2
1.5" Poly	100'	30 gpm	2.6	DTSIDR-15-1.5
2" Poly	100'	50 gpm	2.0	DTSIDR-15-2

Flex Riser Tubing	100'				DTEHF1295
FLEXIBLE PVC HOSE	Type/Size	CTL	Rolls	Pressure	Part #
	3/4" Reinforced - Black	yes	250'	100 psi	DTHOSE

AGRICULTURAL TUBING							<i>CTL- Cut-To-Length</i>
Type/Size	CTL	mil	Max Run *	Flow	Max Pres.	Part #	Rolls
Aqua-Trax Tape 6" spacing	no	15	500'	.30 gph per ft	10 psi	DTEA5150650	4,000'
Aqua-Trax Tape 8" spacing	no	15	500'	.40 gph per ft	10 psi	DTEA5150867	4,000'
Aqua-Trax Tape 12" spacing	yes	15	500'	.27 gph per ft	10 psi	DTEA5151245	4,000'
Aqua-Trax Tape 8" spacing	no	10	500'	.40 gph per ft	10 psi	DTEA5100867	6,000'
Aqua-Trax Tape 6" spacing	no	8	500'	.30 gph per ft	10 psi	DTEA5080650	7,500'
Aqua-Trax Tape 6" spacing	no	8	500'	.40 gph per ft	10 psi	DTEA5080667	7,500'
Aqua-Trax Tape 8" spacing	no	8	500'	.40 gph per ft	10 psi	DTEA5080867	7,500'
Layflat Hose Blue 1.5" Dia	no				80 psi	DTSF-10X1.5	300'
Layflat Hose Blue 2.0" Dia	no				80 psi	DTSF-10X2.0	300'

DFE... Poly Barb Fittings, black *Used Primarily On 1/2" Tubing & Smaller*

DFI... PVC Barb Fittings, grey *Used Primarily On 3/4" Tubing & Bigger [clamps required]*



Quick Guide

PVC Pipe <> Fittings <> Nipples

PVC PIPE LENGTHS (one bell end)				
Type/Size	Stick Len	Flow	Psi loss/100'	Part #
Schedule 200 1"	20'	16 gpm	3.1	DP200-010
Schedule 200 1 1/4"	20'	26 gpm	2.5	DP200-012

Schedule 40 3/4"	20'	8 gpm	5.1	DP40-007
Schedule 40 1"	20'	12 gpm	3.4	DP40-010
Schedule 40 1 1/4"	20'	22 gpm	2.7	DP40-012
Schedule 40 1 1/2"	20'	30 gpm	2.3	DP40-015
Schedule 40 2"	20'	50 gpm	1.7	DP40-020
Schedule 40 2 1/2"	20'	70 gpm	1.4	DP40-025
Schedule 40 3"	20'	110 gpm	1.1	DP40-030
Schedule 40 4"	20'	190 gpm	0.8	DP40-040
Schedule 40 6"	20'	450 gpm	0.5	DP40-060

Sewer & Drain 3" Solid	10'			DD4203
Sewer & Drain 4" Solid	10'			DD4204
Sewer & Drain 4" Perf	10'			DD4304
Sewer & Drain 6" Solid	10'			DD4206












DRAINAGE PIPE (semi-rigid) LENGTHS		
Type/Size	Length	Part #
Corrugated Pipe 4" Solid	100' roll or cut-to-length (10' increments)	DD04510
Corrugated Pipe 4" Perf	100' roll or cut-to-length (10' increments)	DD04010
Corrugated Pipe 6" Solid	100' roll or cut-to-length (10' increments)	DD06510













DP... PVC Fittings & Nipples **DD...** Drain & Sewer Fittings









DA... Vacuum Breakers/Bibs/Manual Valves **DQB...** Brass Fittings & Nipples

DAT... Isolation Valves **DQC...** Copper Fittings

DAG... Gate Valves **DQG...** Galvanized Fittings & Nipples

Schedule 40	
401 Tees Slip	
402 Tees 2 Slip > FP	
405 Tees FP	
406 Elbows Slip	
407 Elbows Slip & FP	
408 Elbows FP	
410 Street Elbows	
412 Street Els FP > MP	
414 Side Els Slip > FP	
417 45 deg Els Slip	
420 Crosses Slip	

429 Coupling Slip	
430 Coupling FP	
434 Riser Ext FP > MP	
435 Coupling Slip > FP	
436 Male Adptr Slip > MP	
437 Bushings Slip > Slip	
438 Bushings Slip > FP	
439 Bushings FP > MP	
447 Caps Slip	
448 Caps FP	
449 Plugs Slip	
450 Plugs MP	

Schedule 80	
839 Bushings FP > MP	
882 Nipples 1/2"	
883 Nipples 3/4"	
884 Nipples 1"	
885 Nipples 1 1/4"	
886 Nipples 1 1/2"	
887 Nipples 2"	
888 Nipples 3"	
889 Nipples 4"	